



粉碎機綜合型錄  
**CRUSHER SERIES**  
粉碎機綜合カタログ  
Professional Granulator Manufacturer







# Salvage Oriented for the Nonpareil Globe Multiform Implements for the Noble Garbage



Contributing to the World Through Recycling Plants



## CUTTERS





# SM-A Series Granulators

SM-A 系列粉碎機



## SPECIFICATIONS 規格



Model 型式	Power (HP) 動力	Entrance Size (MM) 入口尺寸	No. of Rotary Blades 迴轉刀數	No. of Stationary Blades 固定刀數	Machine Size (MM) 機械尺寸	Net Weight (KG) 淨重	Rotating Diameter (MM) 迴轉直徑	Production Capacity (KG/HR) 作業能力
SM-A10	5	270 x 160	3	4	1000 x 680 x 1350	400	Ø226	150-300
SM-A12	10	315 x 185	3	4	1200 x 800 x 1400	700	Ø260	200-500
SM-A15	15	400 x 240	3/6	4	1300 x 960 x 1450	800	Ø298	300-600
SM-A18	20	463 x 274	3/6	4	1400 x 1050 x 1600	1000	Ø330	400-700
SM-A21	30	550 x 320	3/6	4	1500 x 1160 x 1800	1400	Ø380	500-900
SM-A25	40	650 x 360	3/6	4	1500 x 1280 x 1850	1600	Ø380	600-1000
SM-A30	40	780 x 320	6/9	4/8	1600 x 1480 x 1850	1800	Ø380	700-1100
SM-A35	50	890 x 320	6/9	4/8	1600 x 1600 x 1850	1900	Ø380	750-1150
SM-A40	50	1030 x 320	12	4/8	1600 x 1730 x 1850	2100	Ø380	800-1200
SM-A50	60	1285 x 320	12/15	4/8	1700 x 1900 x 1850	2400	Ø380	900-1200

The above specifications and dimensions are for referencing purpose only. These figures are subject to change without prior notice.  
以上圖片及規格，僅供參考之用。



# SM-B Series Granulators

SM-B 系列粉碎機



## SPECIFICATIONS 規格




Model	Power (HP)	Entrance Size (MM)	No. of Rotary Blades	No. of Stationary Blades	Machine Size (MM)	Net Weight (KG)	Rotating Diameter (MM)	Production Capacity (KG/HR)
型式	動力	入口尺寸	迴轉刀數	固定刀數	機械尺寸	淨重	迴轉直徑	作業能力
SM-B7	3	200 x 160	6	2	450 x 400 x 1210	200	Ø180	100-200
SM-B10	5	254 x 200	9	2	650 x 550 x 1120	250	Ø180	150-300
SM-B12	10	320 x 260	6	2	950 x 750 x 1350	500	Ø260	200-400
SM-B15	15	398 x 270	6/9	2	1100 x 900 x 1550	600	Ø300	250-500
SM-B18	20	470 x 360	6/9	2	1500 x 1100 x 1850	750	Ø380	300-600
SM-B20	30	510 x 360	6/9	2	1500 x 1150 x 1850	900	Ø380	350-600
SM-B25	40	648 x 380	6/9	2	1500 x 1300 x 1850	1100	Ø380	400-700

The above specifications and dimensions are for referencing purpose only. These figures are subject to change without prior notice.  
以上圖片及規格，僅供參考之用。



# SM-C Series Granulators

SM-C 系列粉碎機



## SPECIFICATIONS 規格

Model 型式	Power (HP) 動力	Entrance Size(MM) 入口尺寸	No. of Rotary Blades 迴轉刀數	No. of Stationary Blades 固定刀數	Machine Size (MM) 機械尺寸	Net Weight (KG) 淨重	Rotating Diameter (MM) 迴轉直徑	Production Capacity (KG/HR) 作業能力
SM-C520	30	548 x 500	3/6	4	1950 x 1250 x 2200	2000	Ø500	500-1200
SM-C525	40	650 x 500	3/9	4	1950 x 1480 x 2200	2300	Ø500	600-1200
SM-C530	50	780 x 500	3/9	8	1950 x 1600 x 2450	2500	Ø500	700-1400
SM-C540	60	890 x 550	12	8	1950 x 1780 x 2500	2900	Ø500	800-1800
SM-C550	75	1290 x 500	12/15	8	1950 x 2020 x 2500	3300	Ø500	900-2000

The above specifications and dimensions are for referencing purpose only. These figures are subject to change without prior notice.  
以上圖片及規格，僅供參考之用。



# RELATIVE ANCILLARY EQUIPMENT

相關周邊設備

## 直立式混合機

### VERTICAL MIXER

#### SPECIFICATIONS 規格

Model	Power (HP)	Handling Capacity	Machine Size	Machine Wt.
型式	動力	處理量	機械尺寸	機械重量
SM-50M	3HP	50 kgs	950 x 740 x 1120 mm	250 kgs
SM-100M	5HP	100 kgs	950 x 1070 x 1250 mm	300 kgs
SM-200M	3HP x 2	200-250 kgs	1450 x 800 x 1150 mm	400 kgs
SM-350M	5HP x 2	350-400 kgs	1780 x 950 x 1300 mm	550 kgs
SM-550M	7.5HP x 2	550-600 kgs	2000 x 1100 x 1600 mm	850 kgs



## L型混合機

### L-TYPE MIXER

#### SPECIFICATIONS 規格

Model	Power (HP)	Handling Capacity	Machine Size	Machine Wt.
型式	動力	處理量	機械尺寸	機械重量
SM-25L	1/2HP	25 kgs	950 x 600 x 1200 mm	80 kgs
SM-50L	1/2HP	50 kgs	1125 x 875 x 1375 mm	110 kgs
SM-100L	1HP	100 kgs	1250 x 875 x 1500 mm	130 kgs




## 油壓裁斷機

### HYDRAULIC CUTTER

#### SPECIFICATIONS 規格

Model	型式	SM-15C
Power	能力	7.5 HP
Max. Cutting Ht	最大裁切高度	800 mm
Max. Cutting Width	最大裁切寬度	1000 mm
Max. Output	最大出力	1500 kgs
Machine Weight	機械重量	1400 kgs
Machine Size	機械尺寸	1400 x 800 x 3200 mm




## 磨刀機

### KNIFE GRINDER

#### SPECIFICATIONS 規格

Model	型式	SM-26G
Grinding Capacity	研磨能力	660 x 127 x 15.8 mm
Grinding Power	研磨動力	2HP
Grinding Wheel Size	砂輪尺寸	Ø150 x 100 x Ø25.4mm
Machine Size	機械尺寸	1120 x 860 x 960mm
Machine Wt.	機械重量	280kgs




## 臥式攪拌桶

### BLENDING TANK

#### SPECIFICATIONS 規格

Model	Power (HP)	Plate Thickness (MM)	Axial (MM)	Bearing	Tank Size (MM)	Capacity (LITER)	Machine Size (MM)	Net Weight (KG)
型式	動力	鋼板厚度	主軸	培林	桶內尺寸	容量	機械尺寸	淨重
SM-D400	5	4	55	ASAHI UCF211	1500 x 750 x 900	895	1740 x 870 x 1600	600
SM-D600	7.5	5	65	ASAHI UCF213	1525 x 900 x 1050	1310	1825 x 1050 x 2000	750
SM-D1000	15	6	75	ASAHI UCF215	1800 x 1200 x 1300	2530	3200 x 1320 x 2200	1800
SM-D2000	20	8	100	ASAHI UCF*20	2100 x 1500 x 1560	4685	3500 x 1650 x 2700	2700



The above specifications and dimensions are for referencing purpose only. These figures are subject to change without prior notice. 以上圖片及規格，僅供參考之用。





**SongMing**

Professional Granulator Manufacturer



**崧明機械工業有限公司**  
**Song Ming Machinery Ind., Co., Ltd.**

台灣台中縣龍井鄉忠和村工業路182號15弄5號  
No. 5, Alley 15, Lane 182, Kung Yia Rd., Chung Ho Village,  
Lung Ching 434 Taichung Taiwan R.O.C.  
TEL: +886-4-2639 8161  
FAX: +886-4-2639 8162  
E-mail: [sonmin@ms16.hinet.net](mailto:sonmin@ms16.hinet.net)  
<http://www.songming.com.tw>